



Consolidated report as at September 30, 2021

The consolidated financial statements include the accounts of the Company and its wholly-owned subsidiaries. The accompanying unaudited and unreviewed interim consolidated financial statements have been prepared in accordance with International Financial Reporting Standards (IFRSs). The accompanying interim consolidated financial statements have not been reviewed by an independent registered public accountant.

VBT HOLDINGS, LTD.

Table of Content

	Page
Consolidated Statement of Financial Position	1
Consolidated Statement of Comprehensive Income	2
Consolidated Statement of Changes in Shareholders Equity	3
Consolidated Statement of Cash Flows	4
Notes to Consolidated Financial Statements	5-11

Bbl 10

VBT HOLDINGS, LTD.

Consolidated Statement of Financial Position

(expressed in United States Dollars)

Assets

Assets	30,09,2021	30,09,2020
Cash and cash equivalents	32.760.077	49.545.156
Financial instruments held for trading	304.657.551	331.974.031
Forward foreign exchange contract	333.440	0
Loans and advances	10.753.400	2.805.000
Interest receivable	1.786.917	2.179.396
Other receivables	1.520.179	683.094
Fixed assets	2.179	1.726
Other assets	1.294.857	1.217.724
Total assets	353.108.600	388.406.127


Liabilities and shareholder's equity

Liabilities	30,09,2021	30,09,2020
Deposits:		
Demand	146.411.849	189.588.443
Time	36.525.847	40.636.661
Forward foreign exchange contract	0	771.960
Interest payable	138.148	75.926
Accounts payable and accrued expenses	8.670.459	8.285.437
Other liabilities	1.428.896	1.174.142
Total liabilities	193.175.199	240.532.569

Shareholder's equity:	30,09,2021	30,09,2020
Share capital	8.748.000	8.748.000
Treasury shares	-408.488	-408.488
Retained earnings	151.593.889	139.534.046
Total shareholder's equity	159.933.401	147.873.558
Total liabilities and shareholder's equity	353.108.600	388.406.127

See accompanying notes to financial statements

Approved by: 

Approved by: 

VBT HOLDINGS, LTD.

Consolidated Statement of Comprehensive Income

(expressed in United States Dollars)

Interest	30,09,2021	30,09,2020
Interest income	5.812.180	6.570.698
Interest expense	-211.313	-207.371
	5.600.867	6.363.327
Fees and commissions	Column1	Column2
Trustee fee income	1.600.076	1.297.976
Deposit and payment service charge income	58.239	62.968
Commission income	1.364.181	2.824.550
Management fee income	971.883	762.927
Management fee expense	-299.486	-491.214
Commission expense	-2.048.664	-1.658.339
	1.646.229	2.798.868
Operating income	Column1	Column2
Dividend income	278.608	263.438
Net trading gain	5.808.365	1.515.412
Net realised foreign exchange gain (loss)	103.633	40.339
Unrealised gain (loss) on open forward contract	-1.060.739	1.019.699
	5.129.867	2.838.888
Operating expenses	Current Year	Previous Year
Direct operating expenses	-1.797.150	-1.879.409
Miscellaneous	-20.300	-10.278
Government licence fees	-124.468	-112.358
Bank charges	-114.992	-73.785
Professional services	-327.776	-540.946
Audit and accountancy	-79.457	-125.343
	-2.464.143	-2.742.119
Net income (loss) before extraordinary items	9.912.822	9.258.964
Income tax expense	-213.761	-163.023
Net income (loss) for year	9.699.061	9.095.941
Net income (loss) for period	Current Year	Previous Year
Attributable to shareholders before extraordinary items	9.699.061	9.095.941
Extraordinary items	0	0
Profit (loss) attributable to shareholders	9.699.061	9.095.941

Earning (loss) per share (2021: 370,645 2020: 370,645)

26,17

24,54

See accompanying notes to financial statements

Initials:

Jawad
Bhd 10

Consolidated Statement of Cash Flows

(expressed in United States Dollars)

Cash provided by (applied in):

Operating activities	30,09,2021	30,09,2020
Net income (loss) for the short period	9.699.061	9.095.944
Add (deduct):		
Items not involving the movement of funds :		
Net loss on investments	-5.808.365	-1.515.412
Net foreign exchange gain (loss)	-103.633	-40.339
Movement in unrealised gain (loss) on open forward contract	1.060.739	-1.019.699
Depreciation on fixed assets	380	1.386
Net changes in non-cash balances relating to operations:		
Loans and advances	-7.695.400	-1.080.000
Interest receivables	-250.878	188.564
Other receivables	617.773	-556.624
Deposits	3.754.521	45.238.157
Interest payable	43.266	-5.117
Accounts payable and accrued expenses	-814.712	-1.400.482
Other assets	38.898	51.508
Other liabilities	-7.712	-91.355
Net cash (used in) provided by operating activities	533.938	48.866.531

Investing activities	Column2	Column1
Dividends paid	-6.486.288	-6.486.288
Net (purchase) sale of investment	28.657.521	-8.124.662
Net cash provided by (used in) investing activities	22.171.233	-14.610.950

Financing activities		
Repurchase of shares	0	0
Net cash used in financing activities	0	0

Increase (decrease) in cash and cash equivalents during period	22.705.171	34.255.581
Cash and cash equivalents at beginning of period	10.054.908	15.289.575
	0	0
Cash and cash equivalents end of period	32.760.077	49.545.156

See accompanying notes to financial statements

Initials:







Consolidated Statement of Changes in Shareholders Equity

(expressed in United States Dollars)

Column1	Share Capital	Retained Earning	Total Equity
Balance at December 31, 2020	8.339.512	148.381.115	156.720.627
Total comprehensive income (loss) for the period		9.699.061	9.699.061
Cash dividend payable		-6.486.288	-6.486.288
Balance at September 30, 2021	8.339.512	151.593.888	159.933.400

See accompanying notes to financial statements

Initials 


1. Incorporation and background information

VBT HOLDINGS, LTD. (the “Company”) was incorporated as an exempted company under the Companies Law of the Cayman Islands on July 13, 2006. The Company is the sole shareholder of VBT Bank & Trust, Ltd., an entity incorporated as an exempted company under the Companies Law of the Cayman Islands on March 23, 1987. The Bank holds a category “B” Banking and Trust license under the Banks and Trust Companies Law, a Mutual Fund Administrator’s License under the Mutual Funds Law as well as a Securities Investment Business license under the Securities Investment Business Law. It is engaged in providing offshore banking and trust services to Venezuelan clients. On June 7, 2007, the Cayman Islands Stock Exchange admits the Company on its official list.

The principal place of business of the Company is 2nd Floor, The Harbour Centre, 42 North Church Street, George Town, P.O. Box 454, Grand Cayman KY1-1106, Cayman Islands. The presentation currency of the Group is the United States dollar and not the local currency of the Cayman Islands reflecting the fact that substantially all of the Group’s assets and liabilities are denominated in United States dollars.

Venecredit Securities, Inc., was incorporated in May 2001 and is a broker-dealer registered with the Securities and Exchange Commission (SEC). Commenced operations in March 2002, is a wholly-owned subsidiary of VBT Holdings, LTD., offers securities transaction services to its customers, clears its securities transactions on a fully-disclosed basis through Pershing LLC, a subsidiary of The Bank of New York (Pershing), is a member of and is regulated by the Financial Industry Regulatory Authority, primarily operates in South Florida.

2. Significant accounting policies

The financial statements are prepared in accordance with International Financial Reporting Standards (“IFRS”). The Group adopted the revised versions of IFRS that are currently effective. The significant accounting policies and their effect on financial statements are as follows:

(a) Basis of preparation

The financial statements are prepared on a fair value basis for financial assets and liabilities at fair value through profit and loss. Other financial assets and liabilities and non-financial assets and liabilities are stated at amortized cost or historic cost.

(b) Basis of consolidation

(i) Subsidiary

A subsidiary is an entity controlled by the Company. Control exists when the Company has the power, directly or indirectly, to govern the financial and operating policies of an entity so as to obtain benefits from its activities. The financial statements of the subsidiary are included in the consolidated financial statements from the date that control commences until the date that control ceases.

(ii) Transactions eliminated on consolidation

Intragroup balances and transactions are eliminated in preparing the consolidated financial statements.

2. Significant accounting policies (continued)

(c) Use of estimates

The preparation of financial statements in accordance with IFRS requires management to make estimates and assumptions that affect the reported amounts of assets and liabilities and disclosure of contingent assets and liabilities at the dates of the financial statements and the reported amounts of income and expenses during the period. Actual results could differ from those estimates.

(d) Foreign currency translation

Transactions in foreign currencies are translated at the foreign exchange rate ruling at the date of the transaction. Monetary assets and liabilities denominated in foreign currencies at the balance sheet dates are translated to United States dollars at the foreign exchange rate ruling at the date. Foreign exchange differences arising on translation are recognized in the statements of income. Non-monetary assets and liabilities denominated in foreign currencies that are stated at fair value are translated to the reposting currency at the foreign exchange rates ruling at the date that the values are determined.

(e) Financial instruments

The Group adopted IFRS9 and designated all its debt and equity investments and derivative financial instruments into the financial instruments at fair value through profit or loss category.

(i) Classification

Financial instruments classified at fair value through profit or losses are those that the Company principally holds for the purpose of short-term profit taking. These include investments in debt and equity instruments, commercial paper, mutual fund participation units, liabilities for securities sold short and forward foreign exchange contracts. All derivative financial instruments in a net receivable position (positive fair value) are reported as financial assets held for trading. All derivative financial instruments in a net payable position (negative fair value) are reported as financial liabilities held for trading.

Financial assets classified as loans and receivables include loans and advances to related parties and others customers, interest receivable and other receivables.

Financial liabilities not at fair value through profit or loss include demand and time deposits, interest payable, accounts payable, accrued expenses and others liabilities.

(ii) Recognition

The Company recognizes financial assets and liabilities on the date it becomes a party to the contractual provisions of the instrument. From this date, any gains and arising from changes in fair value of assets or liabilities are recognized in the statements of income.

Loans and receivables are recognized on the day are granted by the Group.

2. Significant accounting policies (continued)

(iii) Measurement

Financial instruments are measured initially at cost, which is the fair value of the consideration given or received.

Subsequent to initial recognition all instruments classified at fair value through profit or loss are measured at fair value, except for any instrument that does not have a quoted market price in an active market and whose fair value cannot be reliably measured. In such cases, such financial instruments are stated at cost less impairment losses, if any.

Financial liabilities, other than those at fair value through profit or loss and loans and receivables are measured at amortized cost less impairment losses, if any.

(iv) Fair valued measurement principles

The fair value of financial instruments is based on their quoted market price at the Balance Sheet date without any deduction for transaction costs. If a quoted market price is not the available. The fair value of the instrument is estimated using management's best estimates, taking into account current market conditions and the credit quality of the counterparties.

(v) Gains and losses on subsequent measurement

Unrealized gains and losses arising from a change in the fair value of trading instruments are recognized in the statements of income.

Gains and losses arising from a change in the fair value of trading instruments in relation to foreign currency exchange differences are recognized in the statement of income.

(vi) Specific instruments

Cash and cash equivalents

Cash and cash equivalents comprise cash at banks and with brokers, call deposits, interest bearing time deposits, short-term investments and repurchase agreements with original maturity date of three months or less when purchased.

Loans and advances

Loans and advances are reported net of allowances to reflect the estimated recoverable amounts.

Forward contracts

The Group may enter into forward foreign currency exchange contracts primarily to hedge against foreign currency exchange rate risk on its non-US dollar denominated investment securities. When entering into a forward currency contract, the Company agrees to receive or deliver a fixed quantity of foreign currency for an agreed-upon price on an agreed future date. These contracts are value daily, and the Company's net equity

therein, representing unrealized gain or loss on the contracts as measured by the difference between the forward foreign exchange rates at the dates of entry into the

2. Significant accounting policies (continued)

contracts and forward rates at the reporting date, is included in the balance sheets. Realized and unrealized gains and losses are included in the statements of income. These instruments involve market and credit risk in excess of the amount recognized in the Balance Sheets. Risks arise from the possible inability of counterparties to meet the terms of their contracts and from movement in currency and securities values and interest rates.

(f) Derecognition

A financial asset is derecognized when the Group loses control over the contractual rights that comprise that asset. This occurs when the rights are realized, expire or are surrendered. A financial liability is derecognized when it is extinguished.

(g) Impairment

Financial assets are reviewed at each balance sheet date to determine whether there is objective evidence of impairment.

The recoverable amount of the Group's loans and advances is based on the Group's historical credit experience. This credit experience takes into account any risks specific to the borrower, the net selling price, the value of any collateral and any expected future cash flows inherent in the loan or advanced.

If the recoverable amount of a loan or advance is less than its carrying amount, an impairment loss is recognized. Impairment losses are recognized in the statements of income.

If in a subsequent period the amount of impairment loss decreases and the decrease can be linked objectively to an event occurring after the write-down, the write-down or the allowance is reversed through the statements of income.

(h) Long term loan

Long term loans are initially recognized at cost. Subsequent to initial recognition, long term loans are stated at amortized cost with any difference between cost and redemption value being recognized in the statement of income over the period of the loan using the effective interest rate method.

(i) Interest income and expense

Interest income and expense is recognized in the statements of income as it accrued, taking into account the effective yield of the asset or an applicable floating rate. Interest income and expense includes the amortization of any discount or premium or other differences between the initial carrying amount of an interest bearing instrument and its amount at maturity.

(j) Fees and commissions

Fees and commissions arise on financial service provided by the Group and are recognized when the corresponding service is provided.

2. Significant accounting policies (continued)

(k) Net trading income

Net trading income includes gains and losses arising from disposals and changes in fair value of trading instruments.

(l) Taxation

There are no taxes on income or gains in the Cayman Islands and the Company and VBT Bank & Trust have received an undertaking from the Governor in Cabinet of the Cayman Islands exempting them from local taxes on all income, profits, gains and appreciations. In addition, management believes that the Company and Bank are not subject to taxation by any other jurisdiction. Venecredit Securities, Inc. is subject to taxation in the United States of America.

3. Share capital

	30.09.2021	30.09.2020
Authorized, issued and fully paid:	0	0
388,800 ordinary shares of USD 22.5 each	8.748.000	8.748.000
Balance at beginning of		
Treasury shares (2021:18,155; 2020: 18,155)	408.488	408.488
	8.339.512	8.339.512

The Directors may declare dividends and distributions on shares in issue and authorise payment of the dividends or distributions out of the funds of the Group. No dividend or distribution shall be paid except out of the realised or unrealised profits of the Group, or out of the additional paid in capital account or as otherwise permitted.

4. Dividends

The Directors resolved to approve a cash dividend consisting of US\$ 17, 50 per share to the shareholders registered as at April 09, 2021 and April 06, 2020 in the amount of US\$ 6.486.288 each year.

5. Fair value information

A portion of the Group's financial assets and liabilities are short-term, with maturities within one year. The carrying amounts of these financial assets and liabilities approximate fair value because of the short maturity of these instruments.

Interest is based on floating rates for long-term financial assets and liabilities. Therefore, the recorded amount of long-term financial assets and liabilities in financial statements approximates their fair value, since the cash flows of assets and liabilities with market interest rates.

Unless otherwise disclosed in these financial statements, the following assumptions are used by management to estimate the fair value of each class of financial instruments:

(a) Cash and cash equivalents

The carrying value approximates fair value due to their short-term nature.

(b) Financial instruments held-for-trading, loans and advances and other assets

Investments and derivative financial instruments such as forward contracts are considered trading instruments and are carried at quoted dealer prices, which approximate fair value.

All significant loans and receivables mature within one year. As such, the carrying amount approximates fair value because of the short-term nature of these instruments.

Due to the nature of the other assets, it is impractical to determine their fair value.

(c) Time and demand deposits

The carrying value of time and demand deposits approximate their fair value due to the short-term nature of the deposits and due to the fact that they bear rates of interest which fluctuate with market rates.

Fair value estimates are made at a specific point in time, based on market conditions and information about the financial instruments. These estimates are subjective in nature and involve uncertainties and matters of significant judgment and therefore, cannot be determined with precision. Changes in assumptions could significantly affect the estimates.

6. Risk management disclosures

The most important types of risk to which the Group is exposed are credit risk, liquidity risk and market risk, which includes currency risk.

Trading activities

The Group's financial instruments held for trading consist of positions in various government and corporations, as well as investments in mutual funds. Credit risk is the risk of counterparty default. Credit risk is generally higher when a non-exchange traded financial instrument is involved because the counterparty for non-exchange traded financial instruments is not backed by an exchange-clearing house. Since the majority of the Group's financial instruments held for trading are traded on recognized exchanges, it is the management's belief that the Group is not exposed to significant credit risk on its investments.

All financial instruments are subject to market risk, the risk that future changes in market conditions may make an instrument less valuable or more onerous. Trading instruments are recognized at fair value and all changes in market conditions directly affect net income.

Non-Trading activities

In the case of non-trading financial instruments, the Group is subject to both credit risk and interest rate risk. Credit risk is the risk that the counterparty to the loan or advance might default on their obligation. Interest rate risk of interest rate fluctuations to the extent that interest-earning assets and interest-bearing liabilities mature or reprise at different times or in differing amounts. To manage the level of credit risk, the Company only deals with counterparties of good credit standing, and where appropriate, obtain collateral.

Liquidity risk arises in the general funding of the Group's activities and in the management of positions. It includes both the risk of being unable to fund assets at appropriate maturities and rates and the risk of being unable to liquidate an asset a reasonable price and in an appropriate time frame. Liquidity risk is managed by the parent. In addition, the Group holds a portfolio of liquid assets as part of its liquidity risk management strategy.

7. Operating Revenue information

For the period from 01,01,2021 to 30,09,2021	VBT Bank & Trust, Ltd.	Venecredit Securities, Inc.	VBT Holdings, Ltd.	Total
Operating income				
Dividend income	278.322	286	0	278.608
Net trading gain (loss)	2.433.264	1.211.228	2.163.872	5.808.365
Net realized foreign exchange gain	125.707	0	-22.074	103.633
Unrealized loss on open forward contract	-1.060.739	0	0	-1.060.739
	-2.837.293	1.211.515	2.141.799	5.129.867

For the period from 01,01,2020 to 30,09,2020	VBT Bank & Trust, Ltd.	Venecredit Securities, Inc.	VBT Holdings, Ltd.	Total
Operating income				
Dividend income	262.298	1.140	0	263.438
Net trading gain (loss)	941.633	252.209	321.570	1.515.412
Net realized foreign Exchange gain	24.592	0	15.747	40.399
Unrealized gain (loss) on open forward contract	1.019.699	0	0	1.019.699
	2.248.222	253.349	337.317	2.838.888

8. Operating Revenue information

For the period from 01,01,2021 to 30,09,2021	VBT Bank & Trust, Ltd.	Venecredit Securities, Inc.	VBT Holdings, Ltd.	Total
Profit (loss) before extraordinary items	6.819.490	554.715	2.538.617	9.912.822
	6.819.490	554.715	2.538.617	9.912.822

For the period from 01,01,2020 to 30,09,2020	VBT Bank & Trust, Ltd.	Venecredit Securities, Inc.	VBT Holdings, Ltd.	Total
Profit (loss) before extraordinary items	8.089.274	630.636	539.054	9.258.964
	8.089.274	630.636	539.054	9.258.964

VBT HOLDINGS, LTD.

North Church Street, 2nd Floor, The Harbour Centre, George Town, Grand Cayman , Cayman Islands KY1-11